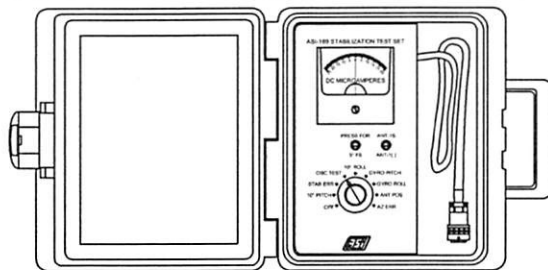
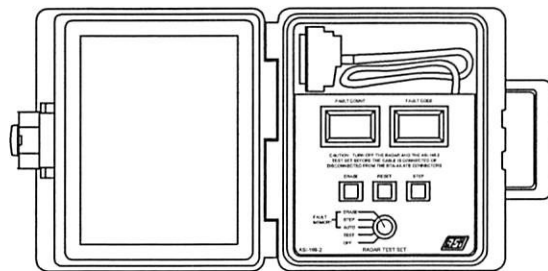
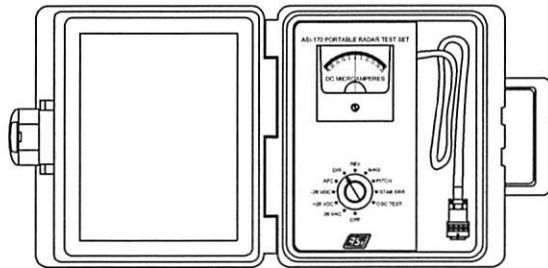


Portable Stabilization Test Set		ASI-169																					
<p>OEM Equivalent:</p> <p>OEM: Bendix Model Number: RST-1A Part Number: 2064746-0501 Manual: I.B. 1101ST Manual Figure: 1</p> <p>This unit is manufactured to replace the OEM MN, PN, and/or manual figure listed in Form, Fit, and Function.</p>																							
<p>Description:</p> <p>The ASI-169 Stabilization Test Set facilitates testing and adjustment of the antenna stabilization circuits in the Bendix RDR-1E/ED Weather System. The unit is portable and derives all of its input power and test signals from the connector located on the front of the RDR-1E/ED Receiver-Transmitter.</p> <p>The ASI-169 is intended to be used primarily as a ramp test set to optimize the stabilization gain adjustments to a given antenna in a given aircraft. The ASI-169 is enclosed in a rugged plastic case.</p>																							
<p>Equipment Supplied:</p> <table><tr><th>ASI MN</th><th>OEM PN</th><th>Description</th></tr><tr><td>ASI-16-9A</td><td>2034816-0001</td><td>Test Procedure Placard, ANT-1S</td></tr><tr><td>ASI-16-9B</td><td>2034816-0002</td><td>Test Procedure Placard, ANT-1M/1N/1P</td></tr><tr><td>ASI-16-9C</td><td>2034816-0003</td><td>Test Procedure Placard, ANT-1F/1G</td></tr></table>		ASI MN	OEM PN	Description	ASI-16-9A	2034816-0001	Test Procedure Placard, ANT-1S	ASI-16-9B	2034816-0002	Test Procedure Placard, ANT-1M/1N/1P	ASI-16-9C	2034816-0003	Test Procedure Placard, ANT-1F/1G	<p>Units Tested:</p> <p>RDR-1E/1ED Weather Radar System</p> <p>Specifications:</p> <p>Height: 8.00" Width: 8.50" Depth: 4.00"</p> <p>Power Requirements: From UUT</p> <p>Optional Equipment:</p> <table><tr><th>ASI MN</th><th>OEM PN</th><th>Description</th></tr><tr><td>ASI-171</td><td>2037736-0501</td><td>Radar System Test Panel (RDT-1A)</td></tr><tr><td>ASI-172</td><td>2037737-0501</td><td>Radar Antenna Test Panel (RDT-1B)</td></tr></table>	ASI MN	OEM PN	Description	ASI-171	2037736-0501	Radar System Test Panel (RDT-1A)	ASI-172	2037737-0501	Radar Antenna Test Panel (RDT-1B)
ASI MN	OEM PN	Description																					
ASI-16-9A	2034816-0001	Test Procedure Placard, ANT-1S																					
ASI-16-9B	2034816-0002	Test Procedure Placard, ANT-1M/1N/1P																					
ASI-16-9C	2034816-0003	Test Procedure Placard, ANT-1F/1G																					
ASI MN	OEM PN	Description																					
ASI-171	2037736-0501	Radar System Test Panel (RDT-1A)																					
ASI-172	2037737-0501	Radar Antenna Test Panel (RDT-1B)																					

Portable Radar Test Set		ASI-169-2												
<p>OEM Equivalent:</p> <p>OEM: Bendix Model Number: RST-4A Part Number: 2041797-0401 Manual: I.B. 1104GT / 34-41-61 Manual Figure: 1</p> <p>This unit is manufactured to replace the OEM MN, PN, and/or manual figure listed in Form, Fit, and Function.</p>														
<p>Description:</p> <p>The ASI-169-2 Portable Radar Test Set interfaces to the ATE connectors of the Bendix RTA-4A Receiver Transmitter for testing purposes.</p> <p>The Test Set provides the capability of one step and automatic display of all circuit module fault codes stored in the RTA-4A fault memory, starting with the last stored fault code. It provides the ability to erase all stored fault codes and to cut off transmission of fault codes to the PPI during RDR-4A system test. The ASI-169-2 is enclosed in a lightweight, rugged plastic case.</p>														
<p>Equipment Supplied:</p> <table><tr><th>ASI MN</th><th>OEM PN</th><th>Description</th></tr><tr><td>ASI-16-92A</td><td>3611841-0001</td><td>Test Procedure Placard, RTA-4A</td></tr></table>		ASI MN	OEM PN	Description	ASI-16-92A	3611841-0001	Test Procedure Placard, RTA-4A	<p>Units Tested:</p> <p>RTA-4A / RDR-4A Weather Radar System</p> <p>Specifications:</p> <p>Height: 8.00" Width: 8.50" Depth: 4.00"</p> <p>Power Requirements: From UUT</p> <p>Optional Equipment:</p> <table><tr><th>ASI MN</th><th>OEM PN</th><th>Description</th></tr><tr><td>ASI-742</td><td>2041589-0401</td><td>Radar System Test Panel (RCT-4A)</td></tr></table>	ASI MN	OEM PN	Description	ASI-742	2041589-0401	Radar System Test Panel (RCT-4A)
ASI MN	OEM PN	Description												
ASI-16-92A	3611841-0001	Test Procedure Placard, RTA-4A												
ASI MN	OEM PN	Description												
ASI-742	2041589-0401	Radar System Test Panel (RCT-4A)												

Portable Radar Test Set		ASI-170												
<p>OEM Equivalent:</p> <p>OEM: Bendix Model Number: RFT-1A Part Number: 2038142-0501 Manual: I.B. 1102AT / 34-42-51 Manual Figure: 1</p> <p>This unit is manufactured to replace the OEM MN, PN, and/or manual figure listed in Form, Fit, and Function.</p>														
<p>Description:</p> <p>The ASI-170 Portable Radar Test Set facilitates testing of the Bendix RDR-1F Weather Radar System. The Test Set may be used as a ramp unit for initial installation checkout or as a shop bench test unit for performing fault isolation test procedures on the R/T unit.</p> <p>All necessary input power and signals are received from the test connector located on the front panel of the RDR-1F Receiver-Transmitter unit. The ASI-170 is enclosed in a lightweight, rugged plastic case.</p>														
<p>Equipment Supplied:</p> <table><tr><th>ASI MN</th><th>OEM PN</th><th>Description</th></tr><tr><td>ASI-17-0A</td><td>2035426-0002</td><td>Test Procedure Placard</td></tr></table>		ASI MN	OEM PN	Description	ASI-17-0A	2035426-0002	Test Procedure Placard	<p>Units Tested:</p> <p>RDR-1F Weather Radar System</p> <p>Specifications:</p> <p>Height: 8.00" Width: 8.50" Depth: 4.00"</p> <p>Power Requirements: From UUT</p> <p>Optional Equipment:</p> <table><tr><th>ASI MN</th><th>OEM PN</th><th>Description</th></tr><tr><td>ASI-171</td><td>2037736-0501</td><td>Radar System Test Panel (RDT-1A)</td></tr></table>	ASI MN	OEM PN	Description	ASI-171	2037736-0501	Radar System Test Panel (RDT-1A)
ASI MN	OEM PN	Description												
ASI-17-0A	2035426-0002	Test Procedure Placard												
ASI MN	OEM PN	Description												
ASI-171	2037736-0501	Radar System Test Panel (RDT-1A)												